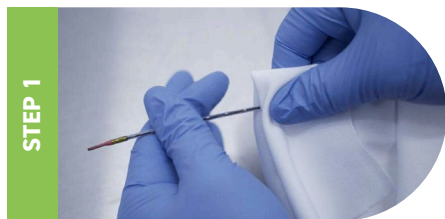


INSTRUCTIONS FOR RETURNING IVUS CATHETERS FOR REPROCESSING



STEP 1

Wipe everything but the tip of the device with a cloth and 70% alcohol.

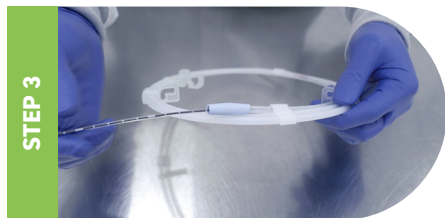
DO NOT immerse the device in water or alcohol.



STEP 2

Flush the lumen with a syringe full of 70% alcohol.

Flush the lumen with a syringe full of air to remove as much liquid as possible.




STEP 3

Carefully place the device back into the original protective packaging (coil, tray, etc.) to avoid kinking or damage



STEP 4

Place the packed device into plastic bag.



STEP 5

Place the device into a sturdy shipping box, filling any void with paper or other soft material.

Print and fill out a Device Return Form and place inside the shipping box on top of the devices.



STEP 6

Affix the prepaid FedEx shipping label to any corner on the shipping box top and call FedEx at 866-393-4585 to pick up your shipment.

No biohazard markings are to be placed on the inner or outer packagings.
Reference Exceptions 49 CFR 173.134(b)(1)(4) and 49 CFR 173.134(b)(1)(5)
If returning RF or Laser catheters, please follow the RF or Laser specific instructions.

Device Return and Refund Requests

In the event you would like to return a device to Northeast Scientific, visit www.smarthealth-care.com/quality and follow the instructions to submit a return and refund request. If you have any further questions, email return@smarthealth-care.com or call 203-756-2111